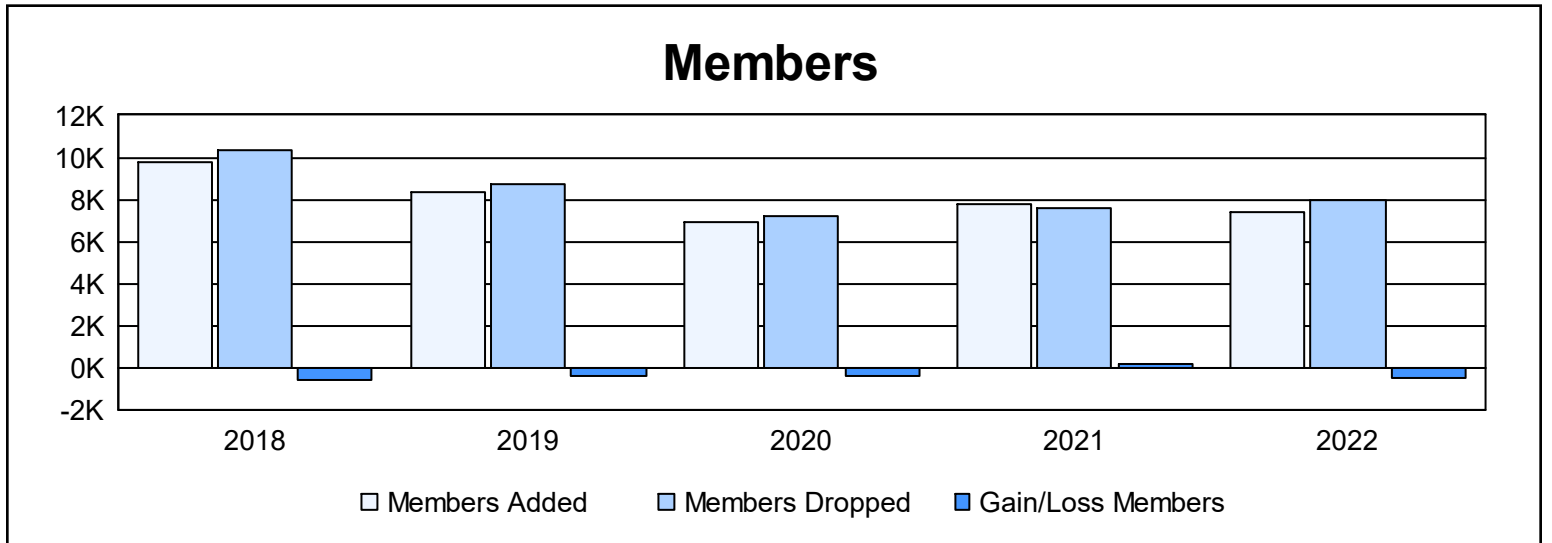
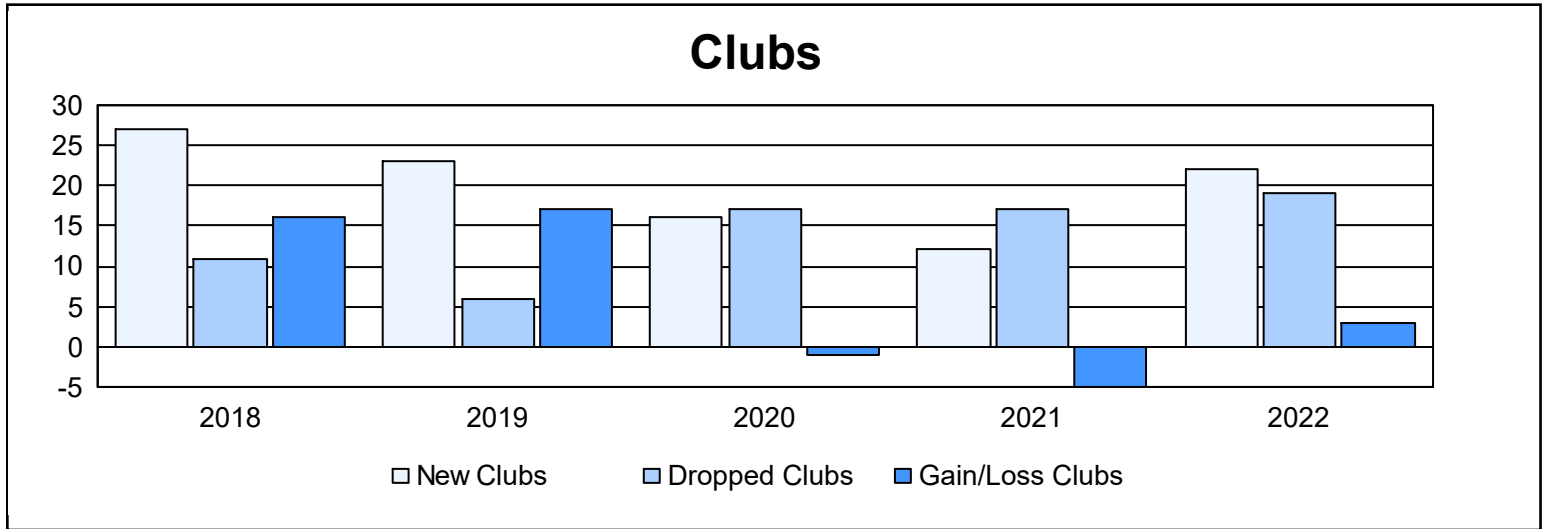
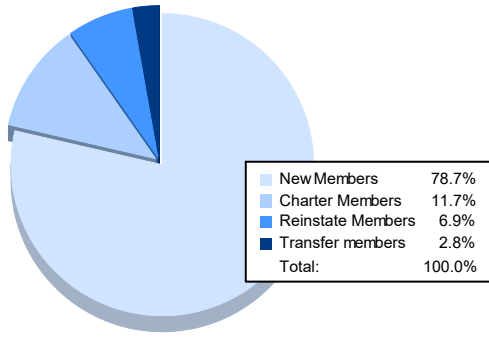


| Year           | New Clubs | Dropped Clubs | Gain/ Loss Clubs | New Members  | Charter Members | Reinstate Members | Transfer Members | Total Member Added | Total Members Dropped | Gain/ Loss Members |
|----------------|-----------|---------------|------------------|--------------|-----------------|-------------------|------------------|--------------------|-----------------------|--------------------|
| 2017-2018      | 27        | 11            | 16               | 7,976        | 1,092           | 508               | 172              | 9,748              | 10,332                | -584               |
| 2018-2019      | 23        | 6             | 17               | 6,750        | 881             | 506               | 198              | 8,335              | 8,739                 | -404               |
| 2019-2020      | 16        | 17            | -1               | 5,609        | 616             | 493               | 151              | 6,869              | 7,235                 | -366               |
| 2020-2021      | 12        | 17            | -5               | 6,663        | 471             | 476               | 196              | 7,806              | 7,603                 | 203                |
| 2021-2022      | 22        | 19            | 3                | 5,810        | 861             | 508               | 207              | 7,386              | 7,926                 | -540               |
| <b>Average</b> | <b>20</b> | <b>14</b>     | <b>6</b>         | <b>6,562</b> | <b>784</b>      | <b>498</b>        | <b>185</b>       | <b>8,029</b>       | <b>8,367</b>          | <b>-338</b>        |



### Membership Composition June 2022 Cumulative



### Gender Composition June 2022 Cumulative

